

# Take Charge of Your Future: How to Start a Thriving Work from Home Business

In today's rapidly evolving digital landscape, starting a work from home business has become more accessible than ever before. With the right tools, knowledge, and determination, you can build a thriving business that empowers you to control your schedule, pursue your passions, and achieve financial freedom.



## How to Start a Work from Home Business: Book Publishing & Thrift Store Marketing Bundle

by Margaret J. Wheatley

★★★★☆ 4.4 out of 5

Language : English  
File size : 4217 KB  
Text-to-Speech : Enabled  
Screen Reader : Supported  
Enhanced typesetting : Enabled  
Word Wise : Enabled  
Print length : 88 pages  
Lending : Enabled

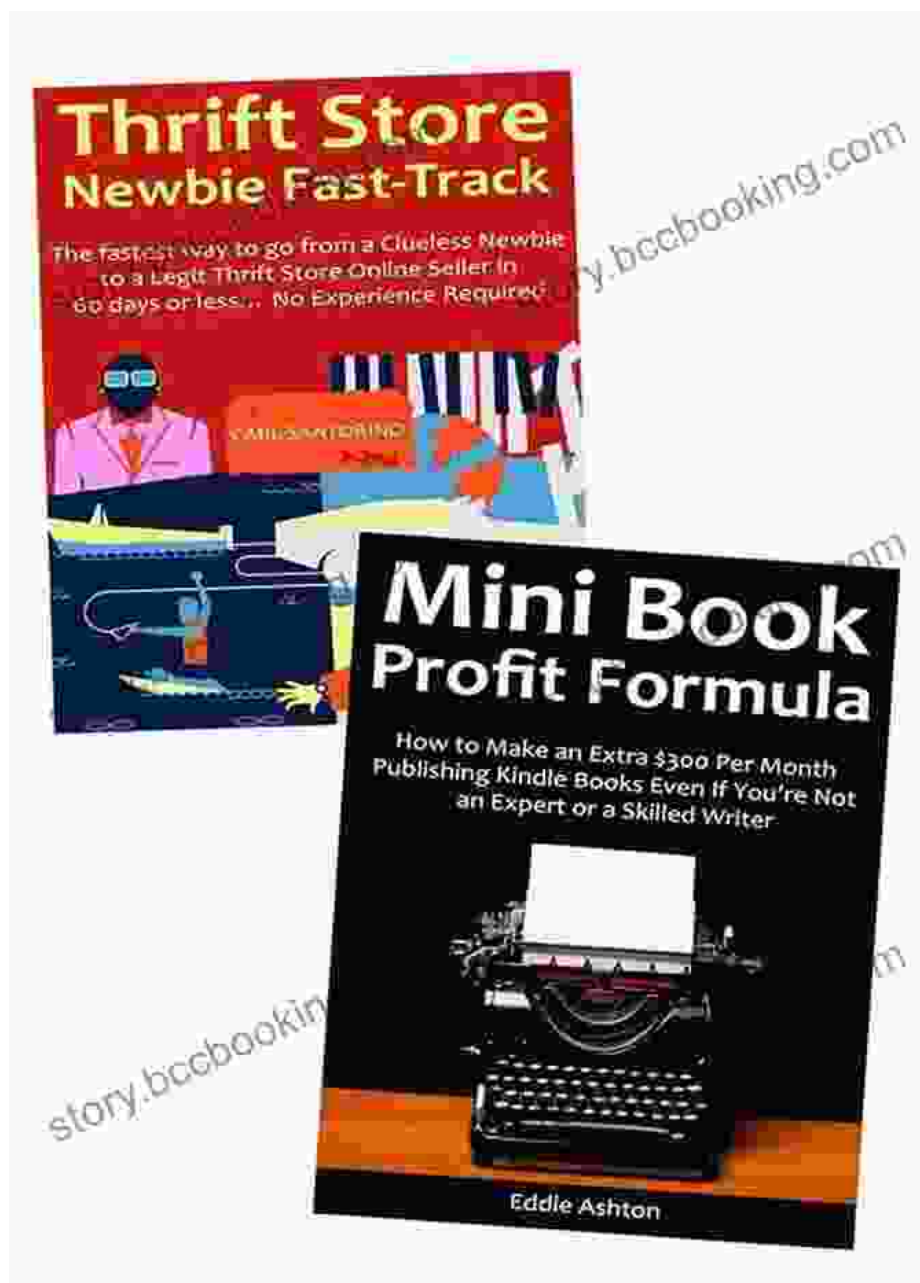


### Step 1: Discover Your Business Idea



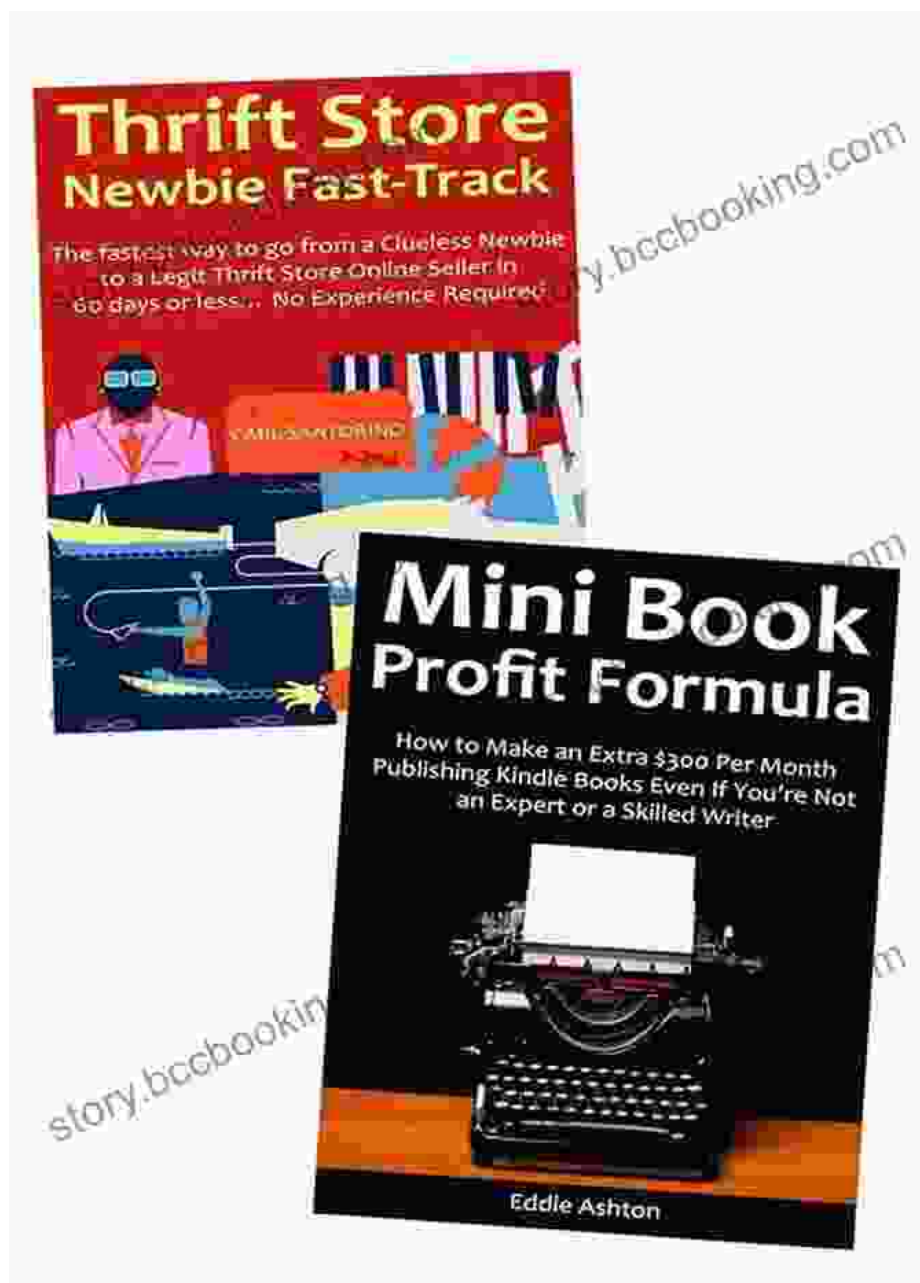
The foundation of any successful business lies in a compelling and viable business idea. Take the time to explore your interests, skills, and market research to identify a business opportunity that aligns with your goals and the needs of your target audience.

## **Step 2: Conduct Thorough Market Research**



Once you have identified a business idea, it's crucial to conduct thorough market research to validate your concept and assess its potential. This involves analyzing industry trends, identifying competitors, researching your target audience, and forecasting financial outcomes.

### **Step 3: Create a Business Plan**



A well-crafted business plan serves as a roadmap for your business. It outlines your business goals, strategies, market analysis, financial projections, and operational plans. Creating a business plan forces you to think through every aspect of your business and ensures you have a clear path to success.

#### **Step 4: Choose a Business Structure**

The type of business structure you choose will impact your legal and financial responsibilities. Common structures for home-based businesses include sole proprietorship, partnership, LLC, and corporation. Consider the pros and cons of each structure before making a decision.

## Step 5: Register Your Business

### How to register a business in 6 steps

- 1 Choose business structure**

Options include sole proprietorship, DBA, partnership, C corporation, or S corporation
- 2 Find a location**

Even online businesses need to have a physical address listed
- 3 Register your business name**

This can be done through a lawyer or an online legal service
- 4 Register with the IRS**

Necessary for most businesses and useful for reporting various business taxes
- 5 Register with state and local agencies**

To ensure compliance, register with local agencies as soon as possible
- 6 Apply for a business license and permits**

This includes sales, health, environmental, and other permits

intuit quickbooks

Once you have chosen a business structure, you must register your business with the appropriate government agencies. This process varies depending on your location and business structure. Proper registration ensures your business is legally compliant and protects your personal assets.

### **Step 6: Set Up Your Home Office**

Creating a dedicated workspace is essential for productivity and success. Invest in comfortable furniture, reliable technology, and a quiet and distraction-free environment. Consider the ergonomics of your workspace to prevent physical discomfort and ensure optimal performance.

### **Step 7: Market Your Business**



Effective marketing is the lifeblood of any business. Utilize a combination of online and offline marketing strategies to reach your target audience. Create a strong brand identity, develop a marketing plan, and leverage social media, content marketing, and networking to generate leads.

### **Step 8: Manage Your Finances**

Tracking your income and expenses is crucial for the financial health of your business. Use accounting software or spreadsheets to keep accurate records, monitor cash flow, and identify areas for cost optimization.

### **Step 9: Provide Excellent Customer Service**



Exceptional customer service is essential for building a loyal customer base. Respond promptly to inquiries, resolve issues effectively, and go the extra mile to exceed your customers' expectations. Positive customer


experiences will lead to repeat business and positive word-of-mouth marketing.

## Step 10: Continuously Improve and Adapt

The business landscape is constantly evolving. Regularly evaluate the performance of your business, gather customer feedback, and stay up-to-date on industry trends. Be willing to make changes and adapt your business strategy to stay competitive and meet the changing needs of your customers.

Starting a work from home business is a journey filled with both challenges and rewards. By following the steps outlined in this guide, you can increase your chances of success and build a thriving business that allows you to live the life you desire.

Remember, success requires hard work, dedication, and a unwavering belief in yourself and your business. Embrace the opportunity to take control of your future and start building your dream work from home business today.



## How to Start a Work from Home Business: Book Publishing & Thrift Store Marketing Bundle

by Margaret J. Wheatley

★★★★☆ 4.4 out of 5

Language : English

File size : 4217 KB

Text-to-Speech : Enabled

Screen Reader : Supported

Enhanced typesetting : Enabled

Word Wise : Enabled

Print length : 88 pages

Lending : Enabled




FREE

DOWNLOAD E-BOOK



## Short, Skinny Mark Tatulli: The Ultimate Guide to a Leaner, Healthier You

Are you tired of being overweight and unhealthy? Do you want to lose weight and keep it off for good? If so, then Short, Skinny Mark Tatulli is the book for...



## Embark on an Unforgettable Cycling Adventure: The Classic Dover Calais Route and the Enchanting Avenue Verte

Explore the Timeless Charm of England and France by Bike Prepare to be captivated as you embark on an extraordinary cycling journey along the...